

Kindergarten Readiness at Dennison Elementary

Rhyming

- Rhyming is an important component to beginning literacy. Play rhyming games as often as possible. Find rhymes in the car, at the park, wherever you are throughout the summer. Read nursery rhymes and stories with internal rhyme often. They never get old!

Letter Recognition

- Letter recognition will be an invaluable jumpstart for students entering Kindergarten. Practice flashcards daily, with both upper and lowercase letters. Pick one letter each day and try to find it as many times as possible in the surrounding environment such as on a cereal boxes, at the store, or on street signs. Keep track of how many times your child can find the letter as a counting and memory game throughout the day.

Beginning Reading Comprehension

- A rich vocabulary will enhance your child's ability to understand stories and help them as they learn to read. Read to your child nightly and choose books that have a rich vocabulary as well as beautiful pictures. Have your child tell you what they think will happen next in the story. Have your child begin to identify words they like as you read the story.

Listening Skills

- Beginning listening skills will enhance your child's ability to follow directions and focus during instructional time. During your nightly story time, play memory and focus games with words from the story. Take a well known nursery rhyme and change the words to something silly. Ask your child to tell you what was different. Have your child retell a short story through drawing or talking about the characters, the setting, and what happened in the story. Give active two or three step directions such as "jump on one foot, then sit down" as a game.

Numbers

- Encourage your child to sort and categorize objects in their environment. This can be as simple as piling their toys into different groups when cleaning their room or sorting common household items. This will help reinforce beginning math skills.
- Count as often as possible, both verbally and by using objects. This can be done at anytime with little trouble. Encourage your child to count their green beans before eating them, or count the steps it takes to walk across the room.

Life Skills

Becoming independent is an important part of your child's kindergarten experience. These skills include:

- Tying own shoes
- Taking care of own bathroom needs
- Putting on and zipping own clothing

You're on your way to K!

The transition to kindergarten is respected as a major milestone not only for the child, but for his or her family as well. The attitude towards school and learning that the child carries with them for life is often determined by this very first experience with school. A smooth transition to kindergarten can help make sure your child is successful in school.

The information provided below is designed to help you prepare your children for their school experience.

You bet, I'm ready for K!

Personal Needs Without help, can they...

- ☐ Put on and take off coat
- ☐ Tie their own shoes
- ☐ Wash their hands
- ☐ Snap, button, zip, and buckle

Social Skills Can they ...

- ☐ Listen to an adult & follow simple instructions
- ☐ Cooperate with other children
- ☐ Sit for short periods of time
- ☐ Follow simple two-step directions

Intellectual Skills Do your children...

- ☐ Sit and listen to a story
- ☐ Hold a book upright and turn the pages
- ☐ Know their first and last name
- ☐ Tell and retell familiar stories
- ☐ Know colors, shapes and sizes
- ☐ Counts 0-10

Intellectual Skills {continued}

- ☐ Saying the ABC's
- ☐ Holds scissors & pencil appropriately
- ☐ Recognizes and writes first name (remember-use capital letter for the first letter in a name.) M-a-t-t, not M-A-T-T
- ☐ Recognizes the letters within their name

To help with a smooth transition into kindergarten you can follow these additional helpful ideas, provide opportunities to play with other children, teach your children socially acceptable ways to disagree, and encourage social values such as helpfulness, cooperation, sharing and concern for others.


•Additional Resources•



The Leap Frog Letter Factory DVD is a fun and engaging way to teach children the letters and the sounds of the alphabet.



Starfall.com has several free educational videos and games for teaching children the letters of the alphabet, and more!



How to make sure your child loves to read...

Read, Read, Read! Read as much to your child as possible. Try different stories so that he/she may find a favorite type of book



Even if your child is not reading the correct words, praise them for attempting to read!

Let your child follow the words that you read with their finger.

Ask simple questions after a story has been read. (What was the story about? Who was in the story?)

Don't force them to read words that are too hard. Help by modeling how to sound a word out.

Recommended Reading List

These books have many sentences which are repetitious, giving children confidence in their reading.

The Cat in the Hat by Dr. Seuss

Green Eggs and Ham by Dr. Seuss

Brown Bear, Brown Bear What Do You See? by Bill Martin, Jr.

Goodnight Moon by Margaret Wise Brown

The Very Busy Spider by Eric Carle

Tikki Tikki Tembo by Arlene Mosel

Chicka Chicka Boom Boom by Bill Martin, Jr.

LMNOPeas by Keith Baker



Color the left hand blue.

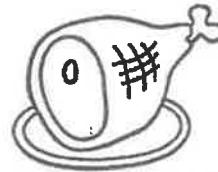


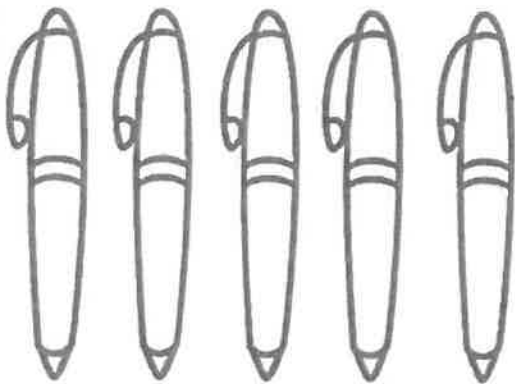
Color the right hand red.



Count how many pictures and write it on the line.









Draw a line to the words that rhyme.


net




hit



sun



pig



hop



dog



pit



dig



wet



top



bun
bun



log

Ask your child to identify each lowercase letter.

h	d	m	f	j
l	q	g	i	c
e	y	n	b	r
p	a	s	v	o
x	t	w	u	z
k				

Color the b's green. Color the d's yellow.

b d b b d
b
d d b d d
b b
d b d b

Ask your child to identify each uppercase letter.

S	M	E	P	L
Q	B	H	F	C
W	R	A	U	Y
G	V	T	K	N
X	D	O	I	Z
J				

Ask your child to identify each letter sound.

h	d	m	f	j
l	q	g	i	c
e	y	n	b	r
p	a	s	v	o
x	t	w	u	z
k				